



MERCURY
MerCruiser

Sterndrives & Inboards

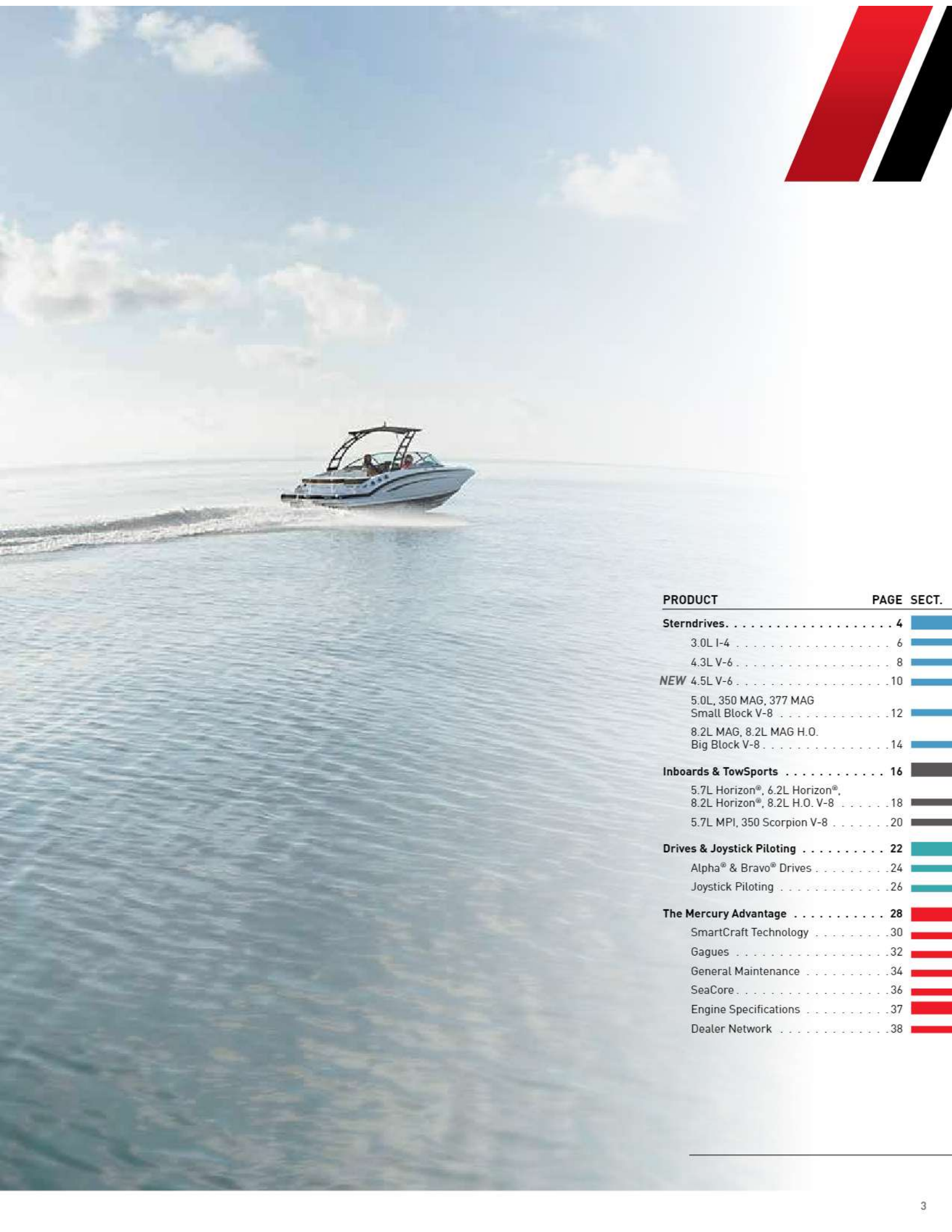
PETROL






















An aerial photograph of a boat's wake on the ocean. The water is a deep blue, and the wake is a white, frothy trail that stretches from the bottom left towards the horizon. The sky is filled with large, white, fluffy clouds, and the sun is shining brightly, creating a shimmering reflection on the water's surface. The overall mood is bright and expansive.

Mercury behind you, the world before you.

We've put a lot of water behind us in our 75 years, and we've seen a lot of change. Boating has evolved dramatically and continually over the decades. We're proud to be a part of it . . . and behind it. Mercury MerCruiser has a history of ignoring boundaries, rewriting the rules, and redefining power, efficiency, and reliability. We will continue to lead the way, leaving the past and, no doubt, a few competitors, in our wake.



PRODUCT	PAGE	SECT.
Sterndrives	4	
3.0L I-4	6	
4.3L V-6	8	
NEW 4.5L V-6	10	
5.0L, 350 MAG, 377 MAG Small Block V-8	12	
8.2L MAG, 8.2L MAG H.O. Big Block V-8	14	
Inboards & TowSports	16	
5.7L Horizon®, 6.2L Horizon®, 8.2L Horizon®, 8.2L H.O. V-8	18	
5.7L MPI, 350 Scorpion V-8	20	
Drives & Joystick Piloting	22	
Alpha® & Bravo® Drives	24	
Joystick Piloting	26	
The Mercury Advantage	28	
SmartCraft Technology	30	
Gages	32	
General Maintenance	34	
SeaCore	36	
Engine Specifications	37	
Dealer Network	38	



Petrol Sterndrives

We know what you want from a world-class petrol sterndrive unit:

- ***Powerful, proven performance*** wrapped in a ***highly reliable*** package engineered to withstand the harshest marine environments.
- A driving experience that combines ***great handling and manoeuvrability*** with total control.
- ***Fuel efficiency*** that squeezes power from every drop in the tank to deliver maximum range.

*That's what you want from a petrol sterndrive, and that's what Mercury MerCruiser's newest sterndrives deliver. Mercury MerCruiser has been building sterndrives for more than a half-century. **We know how to engineer, build and deliver the world's best sterndrives!***



3.0L / I-4 PETROL STERNDRIVE



Here, There and Everywhere

With more than half a million Mercury MerCruiser 3.0L sterndrives powering a variety of boats from runabouts to houseboats and pontoons, you can find this engine just about any place people enjoy boating. The secret to its success is simple – proven long-range durability; hassle-free maintenance and operation. This muscular sterndrive is just plain fun to run.





Durable

This high-displacement engine is built with a **highly durable cast-iron block**. Mercury provides further protection for the engine's interior components with its standard Engine Guardian* system, which senses potential problems that could cause damage such as overheating and instantly takes action to prevent them. *MPI Models only



Easy to Maintain

One of the easiest engines on the water to maintain, the 3.0L has **colour-coded service points** to help you locate them and check fluids faster. Easy access is ensured by the front-mounted dipstick and oil fill, not to mention a spin-on oil filter. And the boating season can be extended into the cooler months without concern due to the EZ water drain system.



Fuel-Efficient

The Emissions Control Technology (ECT) system works in tandem with the Central Processing Unit (CPU) to keep emissions in check, while sequential multi-port fuel injection precisely meters the air-to-fuel ratio, ensuring efficient operation any time the engine is running on MPI Models.

The result is better petrol mileage, longer range and clean, consistent power.



Reliable

The 3.0L is known for **quick, easy starting – regardless of the air temperature** – as well as smooth idling and excellent throttle response. The high-output alternator, which produces 65 amps at maximum rpm and 38 amps at idle, keeps the batteries charged so that at the end of a long, fun day on the water, the engine will start the first time, every time.



4.3L / V-6 PETROL STERNDRIVE

All the Right Moves

Engineered with an excellent power-to-weight ratio, this V-6 will lift your boat effortlessly on plane and tow the kids on a real thrill ride. Its claim to fame, however, is smooth operation throughout the rpm band. Multi-port fuel injection provides maximum fuel efficiency. This durable, versatile engine can be paired with an Alpha or Bravo drives for dialed-in performance.





Durable

Corrosion can't get a foothold, thanks to the engine's **cast-iron block** and the **multistep painting process** which coats it with electronic-deposition paint. MerCathode, an active cathodic anti-corrosion system, is standard with Bravo drives. It's all backed by Mercury's three-year corrosion warranty.



Smooth Running

The MPI system fine-tunes the fuel-to-air mixture in the combustion chamber, delivering ultra-smooth operation from idle to wide-open throttle. Mercury's engineers achieved an outstanding balance of quiet operation with very low vibration in the 4.3L. When combined with standard power steering, **Mercury provides you an unrivaled driving experience and effortless control.**



Effortless Efficiency

The 4.3L's exceptional power-to-weight ratio enhances fuel economy by letting the engine work smarter, not harder.



Total Versatility

Alpha or Bravo drive? Single or twins? Whether your vessel is a bowrider, cuddy, pontoon or houseboat, **it's easy to configure the perfect 4.3L sterndrive power package** for long-range, reliable fun.



4.5L

V-6 PETROL STERNDRIVE

The Next Generation

Mercury MerCruiser is proud to introduce the revolutionary new 4.5L sterndrive engine, designed specifically for marine use and manufactured at Mercury's worldwide headquarters in Fond du Lac, Wisconsin. Featuring a host of engineering innovations, the 4.5L series establishes new standards for power-to-weight ratio, driver experience, acceleration, durability, and ease of maintenance. Welcome to the next generation of MerCruiser sterndrives: **powerful, proven and purpose-built**. Welcome to perfection.





Powerful Performer

Thanks to its new, **long-runner scroll intake manifold** which draws in more air and converts it into additional torque, the 4.5L delivers a ground-breaking power-to-weight ratio and gives you V-8 power in a V-6 package.



Smooth & Quiet

The 4.5L's newly designed **rear-facing throttle body, anti-whistle throttle plate, engine cover and mounts, lightweight flywheel, fuel-supply module, and structural oil pan** all work together to deliver a superior idle, smoothness and low vibration. DTS is available on 4.5 Bravo Model. Resulting in an exceptional driving experience.



Sporty Handling

The 4.5L comes standard with **Adaptive Speed Control**, which automatically maintains engine rpm regardless of load or water conditions. The result is increased throttle response and a sporty feel.



Built for Marine

Designing a V-6 block solely for marine use allows Mercury to build the 4.5L with **the ultimate protection system**, using cast-iron componentry where the engine intersects with seawater, and using corrosion-resistant aluminium and composites everywhere else.




5.0L, 350MAG, 377MAG

SMALL BLOCK V-8
PETROL STERNDRIVES

Power Brokers

Dial in – or dial up – your boat’s performance with these brawny yet efficient small-block V-8 engines. Ranging in horsepower from 260 to 320, they combine high torque with high displacement to produce optimal acceleration and speed. Install them as singles or as twin installation for up to 640hp; mate them to Alpha or Bravo drives; add Axius or Digital Throttle & Shift – whatever your propulsion requirements or needs might be, this versatile engine series is a one-stop shop.





Command Performance

Sequential Multiport Fuel Injection regulates the precise amount of fuel required for different driving conditions, resulting in quick starts, smooth idling and improved throttle response.



Rugged & Reliable

Engineered for maximum durability, these cast-iron engines keep their revs low for longer life. Mercury's innovative **Cool Fuel Module** – a water-cooled fuel-delivery system – prevents vapor lock, while Engine Guardian protects your power source from low oil pressure or overheating.



Corrosion Protection

The **MerCathode system** provides protection against corrosive galvanic currents, while the MercFusion Paint System utilises an electro-deposition primer for a superior seal. SeaCore, which combines a closed-cooling system with industrial hardcoat anodising, also is available as an option.



Powerful and Efficient

A high-displacement small block engine may sound like a contradiction in terms, but in fact it's a formula for success, tempering **raw power with extreme efficiency.**



8.2L MAG, 8.2L MAG H.O.

**BIG BLOCK V-8
PETROL STERNDRIVES**

Performance Powerhouse



When it comes to great performance on the water, Mercury MerCruiser is legendary. Our engineers collaborated with the performance gurus at Mercury Racing to design the 8.2L Big Block V-8 series. High displacement volume, premium MPI fuel injection and high-tech componentry combine to deliver outstanding acceleration, immediate planing and instant throttle response throughout the rpm band. The result is a powerhouse that leaves all others in its wake.



Catalyst engine pictured.



High Technology

Long runner intakes pack more air into the chamber, while the advanced MPI system fine-tunes the fuel-to-air mix, producing more power on combustion. High-performance aluminium cylinder heads improve mid-range acceleration. Digital Throttle & Shift provides silky-smooth operation.



Durable

A **high-displacement footprint** allows the V-8s to work smarter – not harder – with lower revs to ensure longer engine life. Engine Guardian is standard and averts potential problems with timely intervention, while the Cool Fuel Module prevents vapor lock.



Fuel Efficient Power

These large-displacement big blocks put all the power you want on the line when you need it – just the ticket for larger cruisers. But that doesn't mean you have to sacrifice fuel economy. **MerCruiser's MPI systems** work to deliver fuel to the combustion chamber with precision and minimal waste using standard unleaded Fuel.



Corrosion Protection

The **MercFusion Paint System** creates an outer seal against the elements, while MerCathode provides automatic protection against galvanic corrosion. For maximum defense against saltwater effects, the SeaCore industrial hardcoat anodising system and closed-cooling circuit is available with the Bravo drive.





Inboards & TowSports

Question: What do these two boating pastimes share?

A. Cruising in comfort along the coast and through islands.

B. Getting big air on a wakeboard?

Answer: They both involve boats equipped with petrol inboards.

When it comes to inboard engines, Mercury MerCruiser offers the broadest selection to put power into your passion, from the smooth-running Horizon series to the hot-blooded Scorpion TowSport line. Both are engineered with proven technology for performance, fuel efficiency and rugged durability.



5.7L, 6.2L, 8.2L, 8.2L H.O.

V-8 PETROL INBOARDS

Smooth Cruising

If frequent stops for service and repairs aren't something you look forward to, it's time to consider Mercury MerCruiser's inboard line. Ranging from 300hp to 425hp, these capable V-8 inboards are designed to combine high performance with reliability – ensuring that you get to your destination quickly and return home again safely. Their durable design, tested over thousands of sea miles, makes them virtually maintenance-free.



On selected Horizon models only



Catalyst engine pictured.



Power & Performance

High-displacement volume and premium MPI fuel injection combine to deliver outstanding acceleration, instant planing and smooth performance throughout the rpm band. Mercury SmartCraft Digital Throttle & Shift is standard, providing precision throttle response and effortless steering.



Corrosion Protection

The optional freshwater closed-cooling system dramatically limits potential corrosion. In fact, Mercury is so bullish about the anti-corrosion technology built into these engines, we offer a **3 year limited corrosion warranty**.




Durable & Reliable

Rugged durability is ensured by high technology and heavy-duty componentry. Mercury's Engine Guardian monitors critical sensors for any sign of a problem and immediately takes action to stop engine damage. You'll enjoy hours of hassle-free operation thanks to the **water-cooled Cool Fuel delivery system**, which prevents vapor lock.



Fuel-Efficient

Electronic MPI delivers precisely the correct amount of fuel for every stage of operation – no more, no less. The result is **fuel economy that stretches your boat's range and your dollar**.



5.7L, 350, 377 SCORPION

**V-8 PETROL
TOWSPORT INBOARDS**

Epic Pulls, Everytime

When it comes to tow sports, you want and deserve awesome hole shot, precise manoeuvrability and industry-leading reliability from your engine. Mercury MerCruiser's TowSport high-displacement inboards deliver all this and much more. Designed to provide the perfect mix of torque and pulling power, they also offer high performance throughout the rpm band. Just turn the key and go!




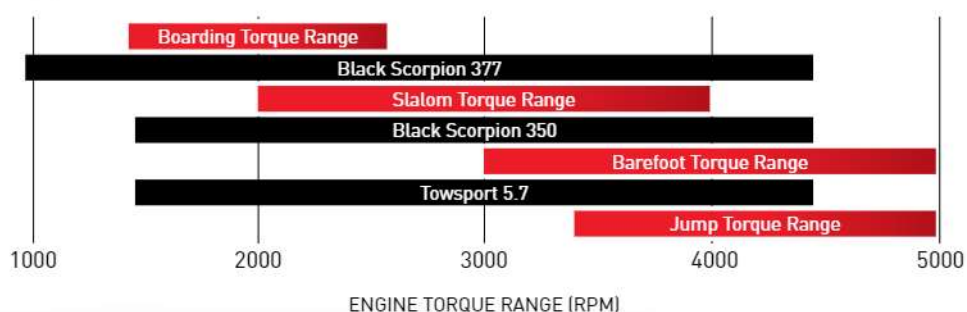
*On selected TowSport
Models Only*





Power when you need it most

An engine's rated horsepower does not necessarily mean that it is available where you need it for wakeboarding and skiing. The most effective pulling power has little to do with the highest rated power. The graphic on the right will help you choose the right engine for your sport.



Maximum Torque

The **manifold system** on the Scorpion pumps in more air for more-efficient combustion, resulting in greater power and torque. In addition, these engines are designed to deliver optimal power and torque in the rpm range boarders and skiers like best!



Durable & Reliable

Electronic MPI technology delivers smooth, quiet and steady idling; instant throttle response; and increased fuel efficiency to help reduce operating and maintenance costs. Engine Guardian, which monitors engine functions is standard.



Intuitive Controls

Pair these engines with **VesselView featuring SmartTow** and choose from an array of profiles to dial in your ideal launch and cruising speeds. Five pre-set launch controls – from gradual to aggressive acceleration – can be customised to suit the whole family. * MPI DTS models only





Drives & Joystick Piloting

It's easy to perform like a pro in the marina and at the boat ramp when you're armed with Mercury's proven propulsion technology. Pair Mercury's sophisticated Bravo drive series with our Axius Premier Joystick system for effortless 360-degree manoeuvrability, and listen to the cheers. You never dreamed that docking and piloting your boat could be so simple.



The Business End

Mercury MerCruiser offers an outstanding selection of state-of-the-art drive systems for single- and multi-engine applications. You can find the right match for any sterndrive-powered boat here, from runabouts to cruisers. Each of these drives is engineered to provide the manoeuvrability, efficiency, ease of maintenance, and reduced cost of operation that today's boaters demand, along with the power and performance you've come to expect from Mercury Marine.



Alpha One

It's the world's most popular sterndrive for many great reasons. Alpha One drives slice through the water almost effortlessly, thanks to their efficient hydrodynamic profile, which produces minimal drag and improves responsiveness. Alpha One is designed for boats capable of cruising at up to 65 mph, paired with petrol engines delivering up to 300hp. But what really makes this drive so popular is its low cost of operation. Maintenance-free features, including an integrated water pump and permanently lubricated pivot points, dramatically reduce maintenance time and costs while improving reliability and, ultimately, your boating experience.



Available with
SEACORE
system

Bravo One, One X & One XR

When we say Bravo, we're talking power. The Bravo One line of single, twin and triple drive applications features an exclusive performance-torpedo design and a deeper skeg that expands the rudder area, increasing steering response and manoeuvrability at high and low speeds.

Dual water pickups make these drives ideal for boats capable of reaching a blistering 100 mph and for petrol engines delivering up to 600hp.

Bravo One drives feature best-in-class shifting, while a trim-limit switch sets the drive angle for consistent maximum performance. The greaseable drive coupler makes service quick and easy without removing the drive unit.



Available with
SEACORE
system

Bravo Two, Two X & Two XR

Designed to deliver the thrust and lift that big cruisers and houseboats require, Bravo Two series drives are available in twin applications for petrol engines up to 450hp and deliver speeds of up to 55 mph.

Due to their longer-length design and the girth of the gearcase, Bravo Two drives can easily accommodate a huge 20-inch diameter prop with deeper gear ratios, providing high thrust, quick planing and improved fuel economy.

Maintenance-free hinge pins allow for easy service without having to haul the boat, while permanent pivot points minimise maintenance time – meaning your boat spends less time in the shop and more time on the water!



Available with
SEACORE
system

Bravo Three, Three X & Three XR

Featuring a highly efficient counter-rotating twin-prop design, Bravo Three drives deliver superior holeshot for fast planing, great acceleration, world-class performance and precision manoeuvrability in forward and reverse. Whether you're navigating in a crowded marina, docking in tight quarters, or simply throttling up for top performance, Bravo Three drives make handling intuitive, even in large boats.

They're also easy to maintain. The greaseable gimbal bearing allows for servicing without removing the drive unit and results in reduced costs. Available in single or twin installations, these drives can accommodate speeds of up to 65 mph and provide up to 525hp when paired with petrol engines.

JOYSTICK PILOTING

At Your Fingertips

Why should fighter pilots have all the fun? Mercury's Joystick Piloting systems provide 360-degree manoeuvrability with the touch of your fingers, providing effortless control whether you're idling through a no-wake zone, docking in high winds or backing into your marina slip at dusk. With Axis® Joystick Piloting for Sterndrives, your boating experience becomes even more enjoyable by removing the stress of operating in less-than-ideal situations.

Here's how easy it is. Push the joystick to the left and the boat moves left. Push it to the right, and the boat moves right. Rotate the joystick to the left or right, and the boat turns easily in the same direction. Push the joystick forward to move forward, and aft to go in reverse.

The joystick's intuitive design lets anyone – from experienced captains to novice boaters – manoeuvre large boats with confidence and ease.



Axius Premier

This upgrade package adds several experience-improving yet easy-to-use features to Mercury's Joystick Piloting system. Skyhook® Digital Anchor keeps your boat on station – maintaining your position and heading – regardless of wind and current. Auto Heading automatically holds your boat on course. The Precision Auto Pilot Pad allows you to select from a range of navigation operations with the touch of a finger. Axius Premier is designed for dual-engine MerCruiser petrol DTS-ready engine applications with up to two helm stations.



Skyhook® Digital Anchor

Do you hate fighting windy conditions or strong currents while waiting for a bridge to open? Skyhook utilises GPS to pinpoint your boat's location, then automatically operates the sterndrives to maintain the same position and heading. It's also ideal for holding a boat over a fishing spot or keeping your place in line at the fuel dock.



Auto Heading

Using a built-in digital compass, Auto Heading automatically maintains your boat's course. The system allows you to make precise course corrections by tapping the arrow keys on the control pad to change course by 10-degree increments, or tapping the Axius Joystick for corrections as precise as one degree.



Waypoint Sequencing

This is chart plotting as you've never experienced it before! Paired with an approved Chart Plotter from Simrad™ or Lowrance® or a Mercury unlock GPS antenna, Mercury VesselView 7, Waypoint Sequencing allows you to automatically navigate to an active waypoint or to follow an active route with multiple waypoints on your way to your final destination. Once you program the route, the system precisely navigates it, making the journey simple, stress-free and fun.





THE MERCURY **ADVANTAGE**

Mercury Marine understands your love for being on the water. That's why, since our founding in 1939, Mercury has been focused on a single goal – to engineer, build and provide the best marine power possible. Our passion for quality, performance and value is driven by our larger mission to serve and satisfy customers in all facets of the recreational and commercial marine market. That is why we have built the largest, strongest service network in the world.

MERCURY SMARTCRAFT
INTEGRATED TECHNOLOGY

Knowledge is Power

Our goal for **SmartCraft** is simple: **Make boating easier.** We achieve that through the use of innovative technologies that are field-tested and proven to improve all aspects of the boating experience. **SmartCraft** technology is the backbone of **Digital Throttle and Shift (DTS)**, **Joystick Piloting** and **Mercury Marine** exclusive features such as **SmartTow** and **ECO**. To keep you safe on the water, **SmartCraft** also monitors all critical engine functions and environmental conditions.

Ask your **Mercury dealer** for additional information and to help customise the right **SmartCraft** system for you.



VesselView 4 monitors up to two engines



VesselView 7 monitors up to four engines

VESSELVIEW

Mercury VesselView – the premier engine information display in the industry – allows boaters to display engine information, genset, depth sounder and much more.

VesselView 4 & VesselView 7 provide multiple advanced features:

- **SmartTow***: Mercury exclusive – Set speed or rpm to ensure a perfect pull out of the water. Ideal for a seasoned skier or a child on a tube. *DTS models only.
- **Cruise Control***: Set your boat's speed with the push of a button – Adjust speed precisely, on the fly, just like you would with your car. *DTS models only.
- **Troll Control**: Set the engine trolling speed in increments of 10 rpm with the push of a button for precise control.
- **ECO Screen**: Mercury exclusive – Recommends trim and rpm settings to increase fuel economy up to 20%.
- **System Scan**: At startup, the display performs a diagnostic check of the engine, providing you peace of mind. System Scan runs continuously, in the background, whenever engine is keyed on.
- **NMEA 2000 Gateway**: Allows SmartCraft data to be displayed on NMEA 2000 devices, such as chart plotters. NMEA 2000 data such as latitude/longitude, distance/time to waypoint, depth, and water temp can be displayed on VesselView displays.
- **Multi-Language Support**: Information can be displayed in 16 languages.

VesselView 7 Exclusive Features:

- VesselView 7 can display video from cameras mounted on your boat to aid in docking, just like the reverse camera in your car.
- When paired with an enabled Simrad™ or Lowrance® display or Mercury Unlock GPS antenna, the display can double as a chart plotter and will support Lowrance® and Simrad radar, sonar, SonicHub™ and more.

DIGITAL THROTTLE & SHIFT

Our SmartCraft **Digital Throttle & Shift (DTS)** delivers precise control and smooth operation to the Mercury MerCruiser experience.

Advanced DTS features* include:

- **Start / Stop** – Start and stop your engine with a push of a button
- **Single Lever Mode** – Control multiple engines with just one lever
- **Dock Mode** – Reduce throttle response by 50% for easier docking and improved manoeuvrability
- **Global Dimming Control** – Brighten / dim all Mercury helm-component lighting from one location at once

* Features dependent on control and application



Dual Handle
DTS Control



SC1000 Speedometer
Available in black, white and gray

SC1000 AND MERCMONITOR GAUGES

The Mercury SC1000 and MercMonitor are the marine industry's most advanced gauges, offering essential vessel information along with advanced features such as SmartTow, ECO, Troll Control and NMEA 2000 Gateway (gauge dependent).

Mercury SmartCraft gauges provide instant, reliable information at a glance. Combined with additional sensors, Mercury's digital gauges are powerful tools to provide safety and comfort on the water.



MercMonitor
displaying ECO-Screen

MERCURY PROPELLERS

Redefining Perfection

Performance, quality and decades of engineering experience have made Mercury Propellers® the world leader in sterndrive and inboard propeller production. Mercury Propellers beat the competition in top speed, acceleration and fuel economy. Each Mercury propeller is manufactured by Mercury Marine at its dedicated casting facility in Fond du Lac, Wisconsin, a legendary foundry that transforms molten metal into pure boating performance.

Find the perfect prop

Follow five easy steps on the **Mercury Prop Selector** to find the ideal prop options for your boat and conditions.

Try it now at:
mercurymarine.com.au
mercurymarine.co.nz



Information at the Helm

Access to information allows you to better understand everything that is going on in and around, the boat. The more you know about your boat's performance, the better equipped you are to make good decisions that effect the comfort and safety of you and your passengers.

Standard Instrumentation

Engine	Tacho	Oil Pressure	Volt	Water Temp	Trim	Hour	Keyswitch	20ft Harness	Ignition Decal	Speedo	Fuel
Sterndrive	•	•	•	•	•		•	•	•		
Ski & Inboards	•	•	•	•		•	•	•	•	•	•



Optional Upgrades / SmartCraft SC100 Gauge Kits

Available only on MPI engines

Description	Tacho	Temp	Oil Pressure	Trim	Volt	Fuel	Speed Sensor Kit	Fuel Paddle Wheel Harn	Ignition Decal	Tach Link Harness	Ignition Harness	Access Horn
Sterndrive SC100 Kit	•	•	•	•	•	•	•	•	•	•	•	•



SmartCraft SC1000 Tacho, Speedo & System Link Gauges

Available only on MPI engines

Description	Speedo	Tacho	Tacho Harness	Fuel Paddle Wheel Harn	Speed Sensor Kit	Keyswitch	20ft Harness	Access Horn	Ignition Decal
Sterndrive SC1000 Kit	•	•	•	•	•	•	•	•	•



SmartCraft 110mm 4 way Combi Gauges

Description	Engine	Speedo	Techo	4 in 1 temp, oil, volt & fuel	Speed Sensor Kit	Tach link harness	Fuel paddle wheel harn	Ignition decal	Keyswitch	Ignition Harness
110mm SC100 3 Gauge Kit	Single	•	•	•	•	•	•	•	•	•



SmartCraft Vessel View

Description	System View	Speed Sensor Kit	Fuel Paddle Wheel Harn	Ignition Decal	Tacho Harness	Keyswitch	Ignition Harness
Vessel View	•	•	•	•	•	•	•



Controls

From single console mounts for leisure cruises on the lake, to dual console mounts for big water, big boats, and big fish. Mercury offers the most extensive selection of controls.

MerCruiser Mechanical - Sterndrive

Control Box - Panel



Control Box - Console



Dual Console



MerCruiser DTS - Sterndrive

Control Box

Panel Mount Kit
(Incl modules)



Control Box

Dual Assy Kit
(Incl modules)



Slim Binnacle



MerCruiser Inboard / Towports Mechanical

Control Box - Panel



Control Box - Console



Dual Console



MerCruiser DTS Inboard / Towports

Control Box - Panel Mount Kit
(incl modules)



Control Box - Ball n Cup Kit
(incl modules)



MERCURY PARTS & ACCESSORIES

Industry-Leading Protection

Sterndrive and inboard engines work in a tough neighbourhoods. Moisture, salt and extreme loads call for the specialised care provided by proven **Mercury Precision Lubricants®**. Engineered for the marine environment and tested in the toughest conditions, Mercury Marine specialised oils and lubricants help engines deliver their best performance, season after season. Make Mercury Precision Lubricants your choice during scheduled maintenance.



Mercury's entire line of new FourStroke oils are FC-W Catalyst Compatible.





Won't let you down

There's nothing more exciting than the first boat ride of the season – until the engine won't start due to fuel issues. Mercury can help keep your outboard running right with quality fuel additives and water-separating fuel filters. The advanced formulas of Mercury fuel products deliver reliable performance that imitation brands can't match.

The Lake is Not a Highway

Many people believe the technology that drives their boat is roughly the same as what powers their car or truck. That couldn't be any farther from the truth. Marine technology has to be far more durable and reliable, due to the unusually high levels of stress that are put on boat engines and drive systems.

Think of it this way. Picture a car driving down the road at 96 kph (A). That style of driving puts relatively little stress on the engine. To match the stress a marine engine faces at the same speed, that car would have to be driving up a 30 degree incline at 129 kph – while pulling a boat (B)! Think of the strain on that engine now.



A boat's engine also has to face considerably greater corrosion challenges, especially in salt water, as well as extreme climate conditions.

And that's not all. Marine engines have to be more durable, reliable and resilient than automotive engines for one very important reason: When your boat breaks down, you can't get out and walk away!

No one knows more about building tough, reliable marine power than Mercury. Why? Because it's all we've ever done. And we've been doing it for 75 years.

The right engineering

A world-class engine should be maintained with world-class parts. Mercury Precision Parts® are original parts and accessories, so they keep your engine within its original specifications. They should – they're designed by the same people who design Mercury engines.



The World's Premier Saltwater System

Core Protection with a Four Year Limited Corrosion Warranty and Three Year Limited Product Warranty. Unmatched Corrosion Protection. Unequaled Performance.

Saltwater can take its toll on marine propulsion systems. That is why the SeaCore™ System from MerCruiser offers more than just improved corrosion resistance. It's as close as a marine propulsion system can come to being corrosion-proof.

- Industrial hardcoat anodised XK-360 aluminium alloy
- MerCathode® active corrosion protection
- SeaCore stainless steel package
- Closed-cooling system
- Dry-joint exhaust system
- EDP coated (Electro Deposition Paint) or stainless steel exhaust elbows
- Freshwater Flushing

FOUR 4 YEAR
CORROSION
WARRANTY

3
THREE YEAR LIMITED
WARRANTY



Multiple Sacrificial anodes

Specifications

Petrol Sterndrives

Engine	3.0L TKS	3.0L MPI	4.3L TKS	4.3L MPI	4.5L MPI	5.0L MPI	350 MAG	377 MAG	8.2L MAG	8.2L MAG H.O.
HP/kW	135/99.3	135/99.3	190/140	220/162	250/186	260/191	300/221	320/235	380/283	430/321
Full Throttle RPM	4400-4800	4400-4800	4400-4800	4400-4800	4800-5200	4600-5000	4800-5200	4800-5200	4600-5000	4600-5000
Cylinders	I-4	I-4	V-6	V-6	V-6	V-8	V-8	V-8	V-8	V-8
Displacement (CID/L)	181/3.0	181/3.0	262/4.3	262/4.3	275/4.5	305/5.0	350/5.7	377/6.2	502/8.2	502/8.2
Emission Control Technology (ECT)	No	Yes*	No	No	No	No	No	No	No	No
Fuel Injection System	2V carb with turn-key start and electric fuel pump	Multi-point Electronic Fuel Injection (MPI)	2V carb with turn-key start and electric fuel pump	Multi-point Electronic Fuel Injection (MPI)	Multi-point Electronic Fuel Injection (MPI)	Multi-point Electronic Fuel Injection (MPI)	Multi-point Electronic Fuel Injection (MPI)	Multi-point Electronic Fuel Injection (MPI)	Multi-point Electronic Fuel Injection (MPI)	Multi-point Electronic Fuel Injection (MPI)
Fuel/Ethanol Tolerance	91 Octane ULP / up to 10% ethanol	91 Octane ULP / up to 10% ethanol	91 Octane ULP / up to 10% ethanol	91 Octane ULP / up to 10% ethanol	91 Octane ULP / up to 10% ethanol	91 Octane ULP / up to 10% ethanol	91 Octane ULP / up to 10% ethanol	91 Octane ULP / up to 10% ethanol	91 Octane ULP / up to 10% ethanol	91 Octane ULP / up to 10% ethanol
Cooling System	Optional freshwater cooling	Optional freshwater cooling	Thermostatically controlled raw water	Optional freshwater cooling on Alpha drive; Standard on Bravo SeaCore System	Optional freshwater cooling on Alpha and Bravo drives; Standard on Bravo SeaCore System	Optional freshwater cooling on Alpha drive; Standard on Bravo SeaCore System	Optional freshwater cooling on Alpha drive; Standard on Bravo SeaCore System	Optional freshwater cooling on Bravo SeaCore System	Standard freshwater cooling	Standard freshwater cooling
Engine Guardian	No	Yes	Yes	Yes	Yes	Yes	Yes	Yes	Yes	Yes
Digital Throttle & Shift (DTS)	N/A	N/A	N/A	N/A	Optional	Optional	Optional	Optional	Optional	Standard
Drives	Alpha®	Alpha®	Alpha® Bravo One® Bravo Two® Bravo Three®	Alpha® Bravo One® Bravo Two® Bravo Three®	Alpha® Bravo One® Bravo Two® Bravo Three®	Alpha® Bravo One® Bravo Two® Bravo Three®	Alpha® Bravo One® Bravo Two® Bravo Three®	Bravo One® Bravo Two® Bravo Three®	Bravo One® X, XR Bravo Two® X Bravo Three® X, XR	Bravo One® X, XR Bravo Two® X Bravo Three® X, XR
Package Weight LB/KG	635/288	695/315	848/385	865/393 912/414 921/419	936/424 1000/454 1014/460 1023/464	952/433 993/451 1010/459 1019/463	952/433 993/451 1010/459 1019/463	993/451 1010/459 1019/463	1204/546 1219/553 1229/557	1204/546 1219/553 1229/557

Petrol Inboards

Petrol TowSports

Engine	5.7L HORIZON	6.2L HORIZON	8.2L HORIZON	8.2L H.O.	5.7L CARB	5.7L MPI	350 SCORPION	377 SCORPION
HP/kW	300/221	320/235	375/280	425/317	315/235	315/235	330/254	340/254
Full Throttle RPM	4600 - 5000	4600 - 5000	4200 - 4600	4400 - 4800	4400-4800	4600 - 5000	4800 - 5200	4800 - 5200
Cylinders	V-8	V-8	V-8	V-8	V-8	V-8	V-8	V-8
Displacement (CID/L)	350/5.7	377/6.2	502/8.2	502/8.2	350/5.7	350/5.7	350/5.7	350/5.7
Emission Control Technology (ECT)	No	No	No	No	No	No	Yes*	No
Fuel Injection System	Multi-point electronic fuel injection (MPI)	Multi-point electronic fuel injection (MPI)	Multi-point electronic fuel injection (MPI)	Multi-point electronic fuel injection (MPI)	4 barrel Carburetor	Multi-point electronic fuel injection (MPI)	Multi-point electronic fuel injection (MPI)	Multi-point electronic fuel injection (MPI)
Fuel/Ethanol Tolerance	91 Octane ULP / up to 10% ethanol	91 Octane ULP / up to 10% ethanol	91 Octane ULP / up to 10% ethanol	91 Octane ULP / up to 10% ethanol	91 Octane ULP / up to 10% ethanol	91 Octane ULP / up to 10% ethanol	91 Octane ULP / up to 10% ethanol	91 Octane ULP / up to 10% ethanol
Cooling System	Closed cooling long life 5-year antifreeze brass seawater pump	Closed cooling long life 5-year antifreeze brass seawater pump	Closed cooling long life 5-year antifreeze brass seawater pump	Closed cooling long life 5-year antifreeze brass seawater pump	Thermostatically controlled raw water brass sea water pump	Thermostatically controlled raw water brass sea water pump	Thermostatically controlled raw water brass sea water pump	Thermostatically controlled raw water brass sea water pump
Engine Guardian	Yes	Yes	Yes	Yes	Yes	Yes	Yes	Yes
Digital Throttle & Shift (DTS)	Standard	Standard	Standard	Standard	No	Optional	Optional	Standard
Weight LB/KG with Valvet Drive	940/427	948/431	1080/490	1080/490	833/379	860/390	821/373	821/373

**DEALER
NETWORK**



**We're everywhere,
so you can pursue
your passion
anywhere.**

Mercury Dealer Network

Your home team, wherever you are

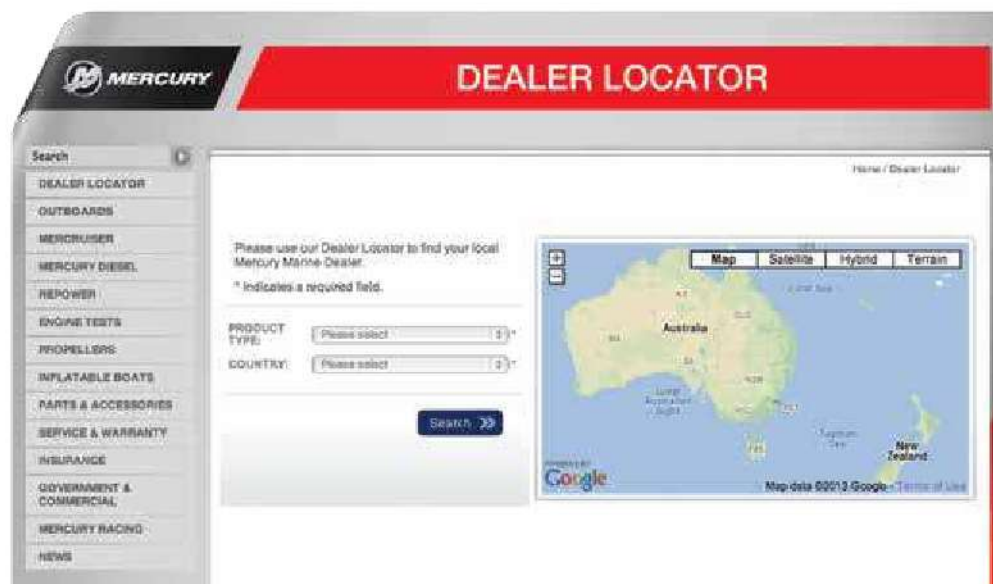
Every Mercury MerCruiser® engine and drive is supported by something no other engine builder can offer - a Mercury Marine dealer. From helping you select the best systems for your boating needs to providing expert service for the life of your engine, everyone at your local Mercury MerCruiser dealership is committed to ensuring your satisfaction.

Why do we go the extra mile?

Because we provide the training, support and tools to ensure that every Mercury® dealer has the knowledge and skills to provide the very best products and service.



Dealer locations can be found at
www.mercurymarine.com.au
www.mercurymarine.co.nz






Knowledge is Power

Find engine specifications, boater testimonials and informative comparisons.

mercurymarine.com.au

mercurymarine.co.nz

 www.facebook.com/mercurymarineaustr

 twitter.com/mercurymarineau

 <http://www.youtube.com/user/MercuryMarineAU>

Keep up with all the latest news, deals and info from Mercury Marine Australia and New Zealand.

© 2014 Mercury Marine. Mercury and MerCruiser are registered trademarks of the Brunswick Corporation. Please note: Mercury Marine continuously explores means to improve the products it designs, manufactures and distributes. Changes to the specifications of its engines, boats and accessories are ongoing. Every effort is made to produce sales and service literature which is current. This brochure should not be regarded as a precise guide to the latest specifications. This brochure is also not an offer for sales of any particular engine, boat or accessories. Distributors and dealers are not agents of Mercury Marine and they have no authority to bind Mercury Marine by any express undertaking or representation, including but not limited to representations of a product sales, application or service nature.

8M8000273

©2014 MERCURY MARINE, All rights reserved. Reproduction in whole or in part without permission is prohibited.