



WELCOME TO PERFECTION

4.5L V6 PETROL STERNDRIVE



MERCURY
MerCruiser



THE NEXT GENERATION

When the right elements align perfectly, something remarkable is created. This is one of them. Designed specifically for marine use and manufactured at Mercury's worldwide headquarters in Fond du Lac, Wisconsin, our new generation 4.5L stern-drive engine brings together new standards for power to weight ratio, driver experience, acceleration, durability and ease of maintenance. Welcome to perfection.

New V6 engine delivers V8 performance in a compact, lightweight package.

A PURPOSE BUILT POWERHOUSE BEHIND YOU.

Lighter weight engines improve power-to-weight ratio and fuel efficiency. They also reduce the overall package weight of the boat, allowing it to take full advantage of the engine's torque for quick acceleration and improved responsiveness.

TORQUE DISPLACEMENT.

At 4.5 litres, the new MerCruiser V6 has been sized to deliver the torque levels needed for class-leading acceleration while striking the perfect balance for smooth operation, light weight, and most importantly without increasing the package size over current MerCruiser 4.3L or 5.0L models

ELECTRONIC MULTI-PORT FUEL INJECTION.

EFI delivers the exact amount of fuel for all driving conditions. It also ensures reliable consistent starts, increased fuel efficiency, and better throttle response.

ELECTRONIC THROTTLE BODY WITH ADAPTIVE SPEED CONTROL (ASC).

The new refined throttle turns boating exhilaration up a notch. Holding RPM during hard turns allows the operator to keep both hands on wheel, which is not only safer, but makes for a more exciting and "sportier" driving experience. And holding a boat on plane at slow speeds is useful when navigating in following seas or in windy conditions, during tow sport activities, or whenever precision boat control is needed without a lot of speed. And with the electronic throttle body, acceleration is significantly more responsive and exciting.

PERFORMANCE-TUNED SCROLL INTAKE MANIFOLD.

The improved low and mid range air flow packs the air into the intake track to build power, leading to improved, torque in these engines, optimising boat acceleration and time to plane. More air means more power, that simple.



ELECTRONIC THROTTLE BODY



NEW 4.5L V6 VS CURRENT 5.0L V8 PERFORMANCE

New V6 engine delivers V8 performance in a smaller and lighter marine package.



Engine performance test conducted on a Chaparral 226 SSI powered with current production 5.0L and production validation 4.5L engine by Mercury Marine R. & D.

A close-up photograph of a boat's outboard motor. The motor is primarily light blue with black accents. A prominent feature is the '2150' horsepower rating in large, raised, silver-colored numerals. To the left of the numerals is a circular emblem containing a stylized, three-pronged logo. The background is dark and out of focus, showing parts of the boat's hull and other components.

**THE
ASSURANCE
OF EXPERIENCE
ON YOUR SIDE.**

As marine specialists we're driven to enhance your time on the water, so with the new Mercury 4.5L, 250 HP V6 MerCruiser, you're boating with even more dependability. New quality enhancing features include:



NEW CIRCULATING WATER PUMP*

The all new circulating water pump will not only keep the engine running cool, it improves overall reliability and efficiency thanks to the use of more stainless steel components and easy access for maintenance.
**Bravo Drive Models Only.*



TOP-MOUNT 70 AMP ALTERNATOR

An extremely durable top-mounted alternator is also easy to access and service, but most importantly it keeps the critical battery charging function high and away from the bilge in a less corrosive environment, where water can't accumulate.



AUTOMATIC BELT TENSIONER

AUTOMATIC BELT TENSIONER

For the first time Mercury introduces the auto-belt tensioner to a V6 model. Maintaining constant tension on the serpentine drive belt improves overall belt life and will minimise downtime for servicing, giving you more time to do what you enjoy doing most – being on the water.

QUIET CONFIDENCE UNDERNEATH.

The new 4.5L MerCruisers are not only quick, they're extremely smooth, delivering a far more enjoyable overall boating experience.

AFT FACING THROTTLE BODY.

The intake opening is always the loudest part of any engine. By situating it Aft (facing the stern), engine noise is directed away from the boat, reducing noise in the cockpit area, allowing for normal conversation.



LIGHTWEIGHT FLYWHEEL

Gear Shift quality has a direct impact on the perception of the overall engine package. The new 4.5L MerCruiser uses a lightweight flywheel, which generates far lower inertia, significantly reducing shift clunk and shock with a smoother shifting experience.



ANTI-WHISTLE THROTTLE PLATE

In the past, rapid airflow past the throttle body has sometimes caused a whistling noise as it hits the throttle blade. Not any more. A strategically placed deflector plate breaks up the air vortex completely eliminating noise, for a pleasing engine tone and enhanced ride.

LARGER ENGINE MOUNTS

New front and rear engine mounts are larger which means they are significantly better at isolating undesirable engine vibration. The result is superior idle smoothness and lower vibration across the entire speed range.

Water Separating Fuel Filter
Water in fuel sensor.
Dependability



Top-Front Mounted
Maintenance Station
Easy Maintenance

Compact, Lightweight
60 kg lighter than 5.0L V8
114 mm shorter than 5.0L V8

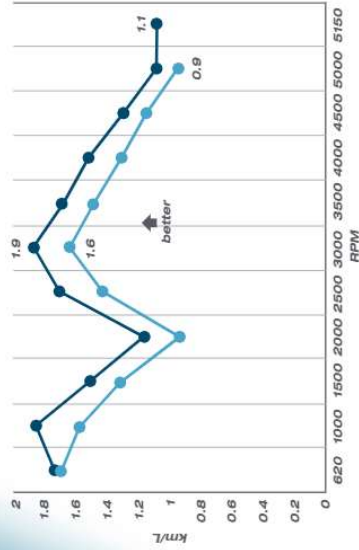
Fuel Supply Module
**Improves hot fuel handling,
reduces overall sound levels
and easy access**

ALL ROUND IMPROVED EFFICIENCY.

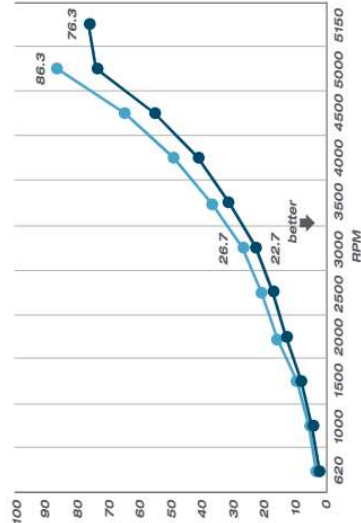
The 4.5L MerCruiser is the complete package, delivering where and when it matters most, so it's not only a smooth performer, it's also extremely efficient, delivering the performance of a normal V8, with the efficiency you'd expect from a perfect V6.

Add to this smoother engine operation, refined fuel injection, lighter/smaller engine profile and you have a highly efficient and competitive package that is close to perfection. It will exceed all your expectations.

Fuel Efficiency - km/L



Fuel Consumption - LPH



- 4.5L
- 5.0L

Drives & Propellers:

- Alpha Drives
- 4.5L: 250; 18" Enerlia
- 5.0L: 260; 19" Enerlia

Initial fuel efficiency data gathered on the Chaparral 226 SSI boat shows a +14% fuel efficiency improvement

MERCURY SMARTCRAFT

Only Mercury Marine has SmartCraft. No one else can match the innovative and proven technologies that deliver a multitude of benefits to exponentially improve everything you do on the water.



DESIGNED, ENGINEERED, TESTED, PROVEN. THAT'S WHY IT'S THE BEST.

When SmartCraft was introduced the goal was simple. Make boating easier, giving you the right information at the right time. Mercury achieve this through the use of innovative digital technologies that are field-tested and proven to improve all aspects of the boating experience.

Mercury SmartCraft technology keeps you updated on all your critical engine functions and environment conditions.

Whether it's Mercury's ground-breaking Digital Throttle & Shift (DTS) that delivers immediate throttle and shifting response, or our VesselView® monitor which visually integrates all primary boating functions into one display, we continually strive to deliver on our promise to make the boating experience easier.

Mercury's exclusive SmartCraft engine management system adjusts your engine to perform at its best, while providing continuous information directly to the helm. Whether your boat is rigged with SmartCraft gauges or you add them later, your Mercury dealer can help you select the system that is best suited to your needs.

Our SmartCraft Digital Throttle & Shift (DTS) is an option on the MerCruiser 4.5L delivering precise control and smooth operation adding to the Mercury MerCruiser experience.

Advanced DTS features* include:

- Start / Stop – Start and stop your engine with a push of a button
- Single Lever Mode – Control multiple engines with just one lever
- Dock Mode – Reduce throttle response by 50% for easier docking and improved manoeuvrability
- Upgrade to Axis Joystick docking with twin DTS engines
- Global Dimming Control – Brighten / dim all Mercury helm component lighting from one location at once

* Features dependent on control and application

SMARTCRAFT SMARTSTART

A proprietary feature of the MerCruiser 4.5L whereby instead of turning the ignition key to the "start" position and holding it until the engine starts, the operator simply turns the key and immediately releases it. SmartStart will automatically continue turning the engine until it starts. This feature is also available with the accessory push button start/stop panels. With the new MerCruiser 4.5L, it is also impossible to grind the starter gear or engage the starter motor at all in the event the operator attempts to start the engine while it is already running. Should that occur, the engine will simply turn off without engaging the starter motor. The operator may then restart the engine.



VesselView 7 monitors up to four engines

SEACORE SYSTEM™

THE WORLD'S PREMIER SALTWATER SYSTEM


CORE PROTECTION WITH A FOUR YEAR LIMITED CORROSION WARRANTY AND THREE YEAR LIMITED PRODUCT WARRANTY. UNMATCHED CORROSION PROTECTION. UNEQUALED PERFORMANCE.

Saltwater can take its toll on marine propulsion systems. That is why the SeeCore™ System from MerCruiser offers more than just improved corrosion resistance. It's as close as a marine propulsion system can come to being corrosion-proof.

- Industrial hardcoat anodised XK-360 aluminium alloy
- MerCathode® active corrosion protection
- SeaCore stainless steel package
- Closed-cooling system that now includes liquid cooled exhaust manifold
- Dry-joint exhaust system
- EDP coated (Electro Deposition Paint) or stainless steel exhaust elbows
- Freshwater Flushing

FOUR 4 YEAR
CORROSION
WARRANTY

3
YEAR LIMITED
PRODUCT
WARRANTY



Multiple Sacrificial anodes





**4.5L 250HP
SPECIFICATION**




Propshaft Rated Horsepower	250hp
Max. RPM at Full Throttle	4,800 - 5,200
Cylinders / Engine Configuration	V6, 2-Valve/Cylinder Pushrod
Displacement	4.5 Litres
Bore/Stroke	90mm x 81mm
Induction System	Performance – Tuned Scroll Intake Manifold
Fuel System	Electronic Multi-Port Electronic Fuel Injection (EFI)
Fuel Requirements	Unleaded Regular 87 (91 RON)
Digital Throttle and Shift (DTS)	Optional
Charging	70 Amp
Gear Ratio (Alpha)	Alpha: 1.47:1, 1.62:1, 1.81:1
Gear Ratio (Bravo)	Bravo 1: 1.50:1, 1.65:1 Bravo 2: 2.20:1 Bravo 3: 2.20:1, 2.43:1
Standard Models (Package Weight)	Alpha - 424kg Bravo 1 - 454kg Bravo 2 - 460kg Bravo 3 - 464kg
SeaCore Models (Package Weight)	Bravo 1 - 485kg Bravo 2 - 491kg Bravo 3 - 495kg



Find engine specifications, boater testimonials and informative comparisons, visit
www.mercurymarine.com.au | www.mercurymarine.co.nz

 www.facebook.com/mercurymarineaustr
 twitter.com/mercurymarineau
 www.youtube.com/user/MercuryMarineAU

Keep up with all the latest news, deals and info from Mercury Marine Australia and New Zealand.



© 2014 Mercury Marine. Mercury and MerCruiser are registered trademarks of the Brunswick Corporation. Please note, Mercury Marine continuously explores means to improve the products it designs, manufactures and distributes. Changes to the specifications of its engines, boats and accessories are ongoing. Every effort is made to produce sales and service literature which is current. This brochure should not be regarded as a precise guide to the latest specifications. This brochure is also not an offer for sales of any particular engine, boat or accessories. Distributors and dealers are not agents of Mercury Marine and they have no authority to bind Mercury Marine by any express, undertaking or representation, including but not limited to representations of a product, sales, application or service nature.

Part no. 8M8000390